

# South Carolina House Education Policy Review and Reform Task Force

*June 1, 2015*

# A Nation at Risk

- “The United States’ failure to educate its students leave them unprepared to compete and threatens the country’s ability to thrive in a global economy.”  
Joel Klein and Condoleezza Rice, Chairs, *Council on Foreign Relations Report on US Education Reform and National Security, 2012.*
- United States ranks 17<sup>th</sup> in reading, 27<sup>th</sup> in math, 20<sup>th</sup> in science compared to students in other countries on the 2012 Programme for International Student Assessment (PISA).
- More than 25% of students fail to graduate from high school in four years, and for African American and Hispanic students, this number is approaching 40%.
- Three-quarters of students who do achieve a high school diploma are not ready for college coursework and often need remedial classes at both the university and community college levels.



# Florida Student Population

- 2.7 million students
- Majority minority student population – 59%
- Large population of English language learning students
- Majority of students are eligible for free and reduced priced lunch – 58.6% (nearly identical to South Carolina)



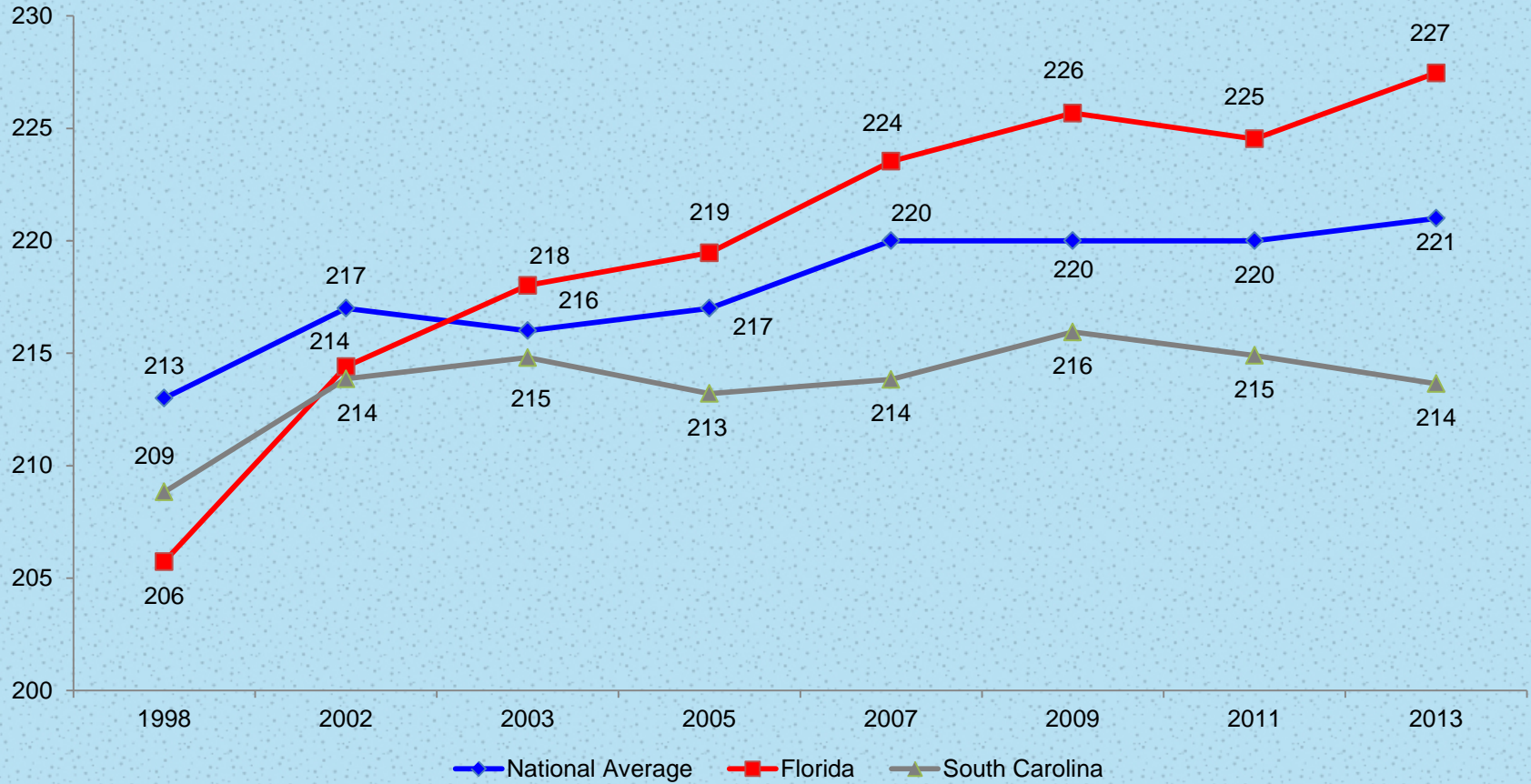
# Florida Pre-Reform

- Among the bottom on National test (NAEP)
- 8 consecutive years of decline in Florida graduation rates
- Wide achievement gaps in every demographic area:
  - Affluent and Poor students: 30 points
  - White and Black students: 31 points
  - White and Hispanic students: 19 points



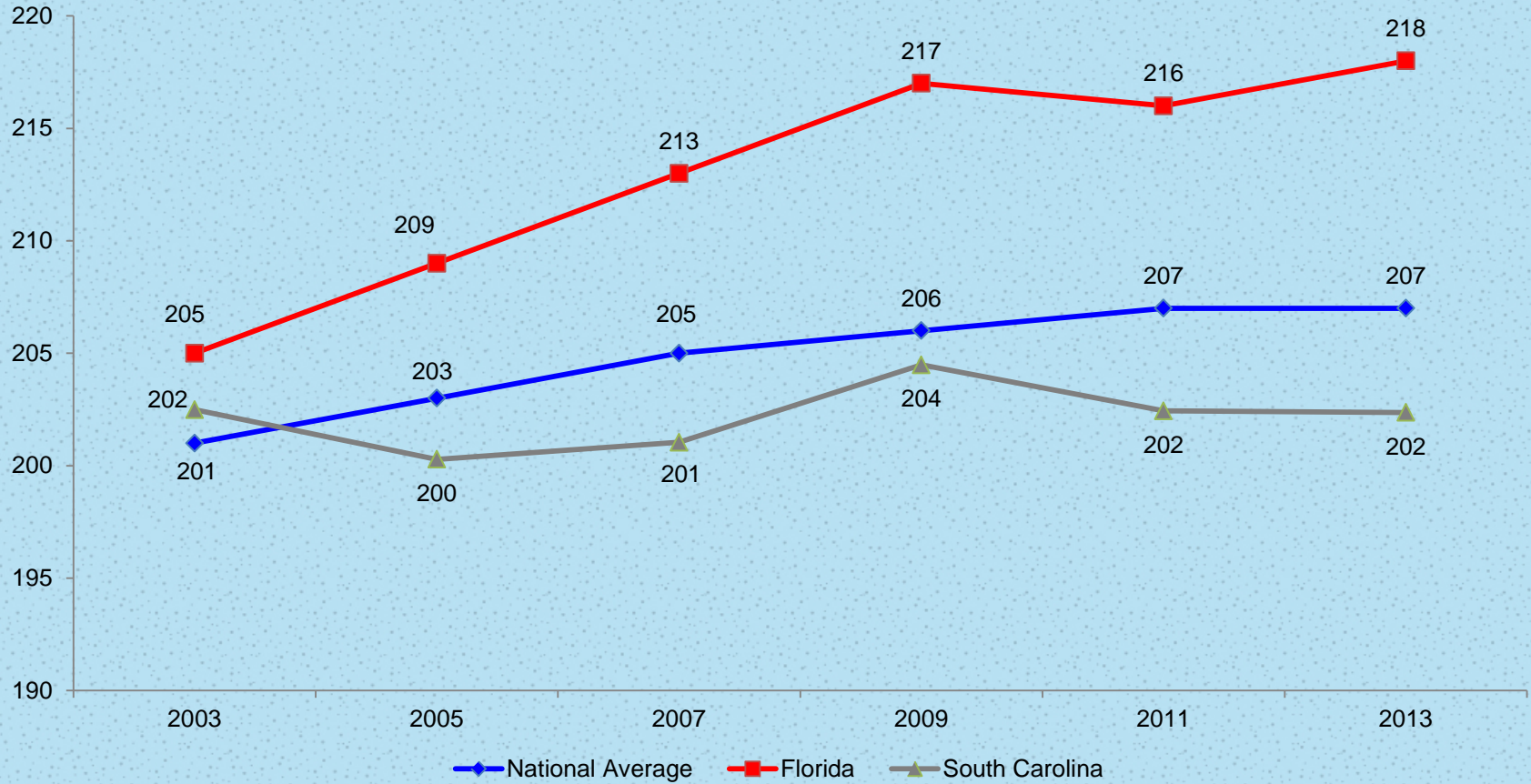
# NAEP

## Average NAEP 4th Grade Reading Scores for All Students National Average, Florida and South Carolina, 1998-2013



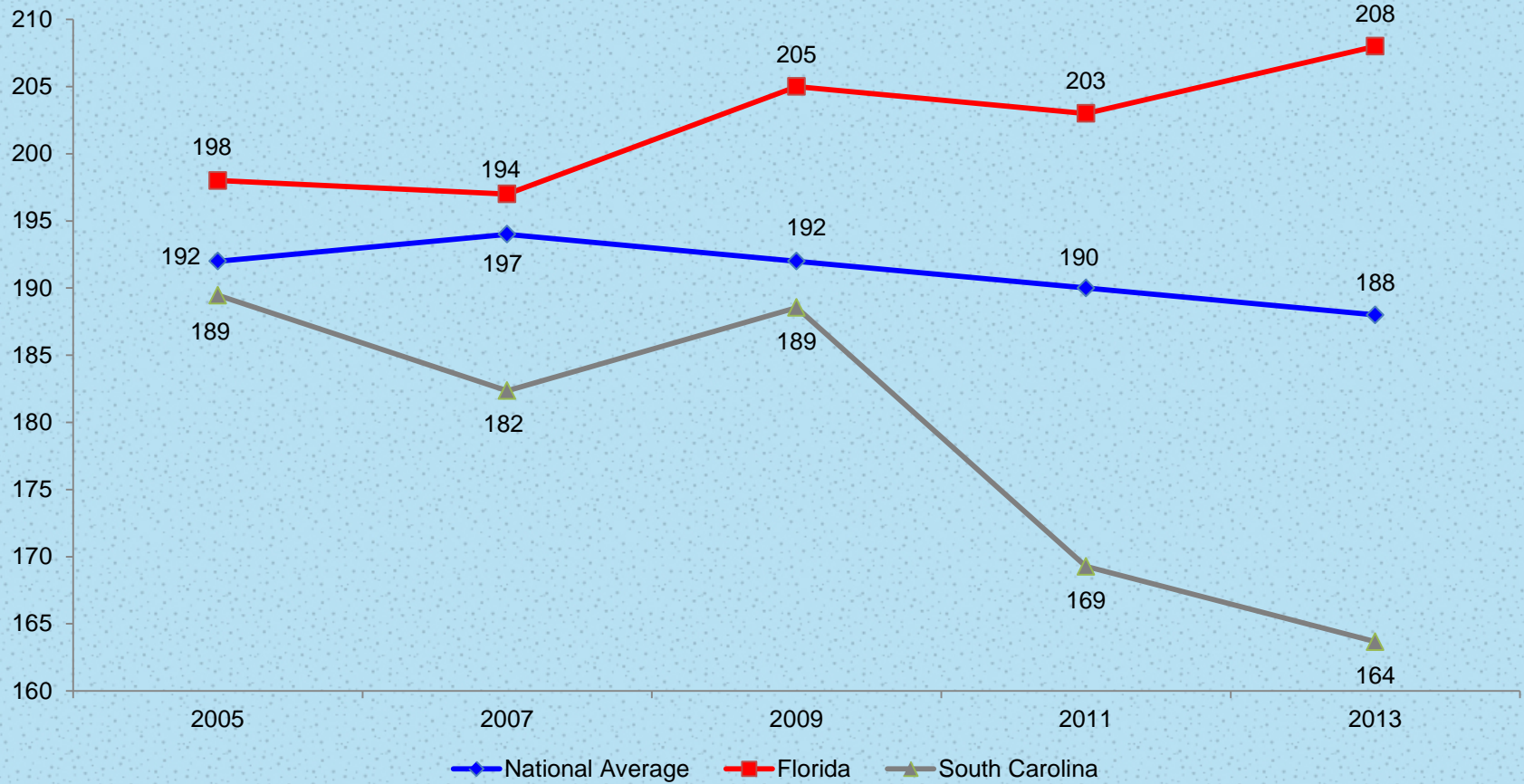
# NAEP

## Average NAEP 4th Grade Reading Scores for Low-income Students National Average, Florida and South Carolina, 2003-2013



# NAEP

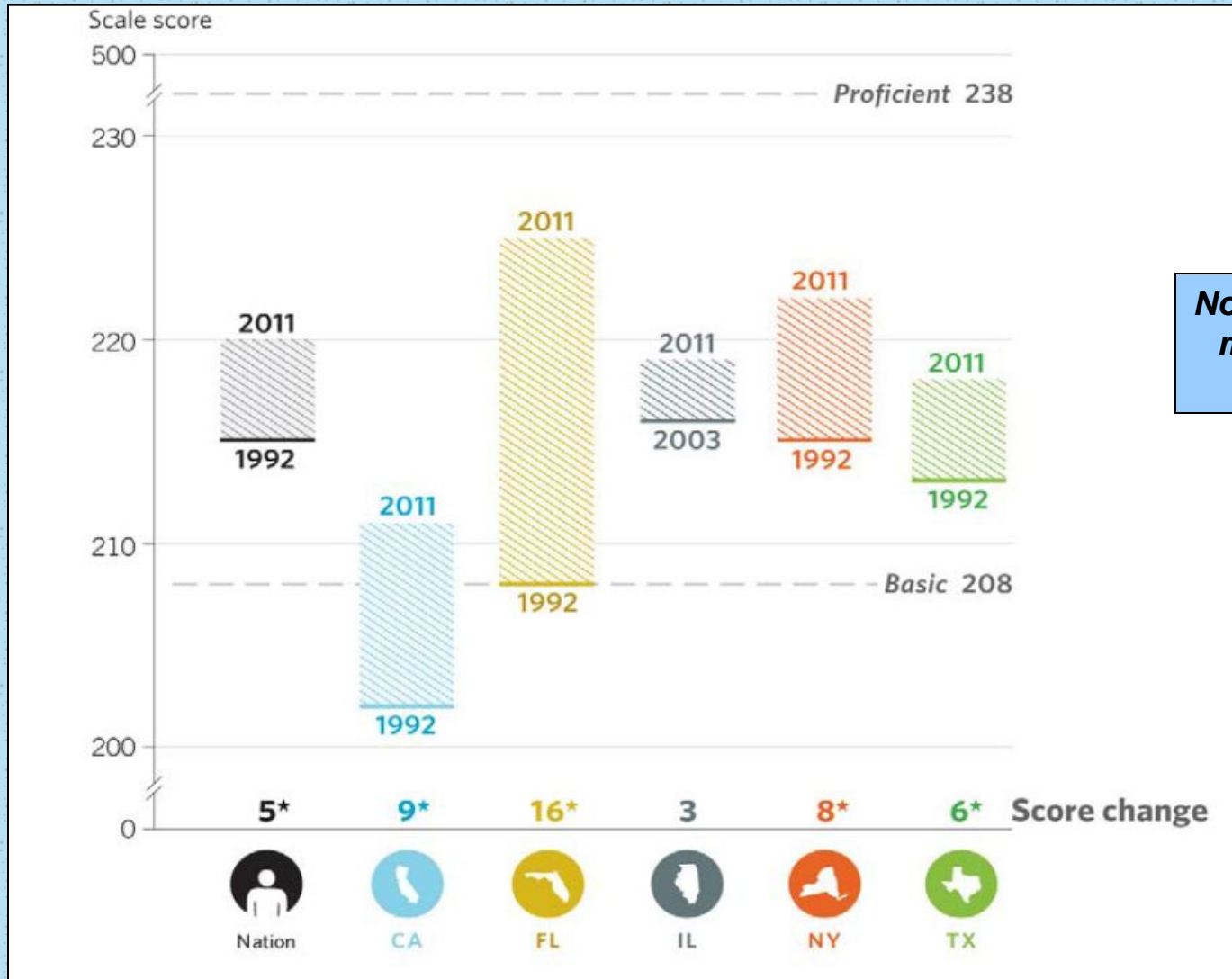
## Average NAEP 4th Grade Reading Scores for Students with Disabilities National Average, Florida and South Carolina, 2005-2013



# Average Score Changes

## 4<sup>th</sup> Grade Public School Students, NAEP Reading

### Between selected assessment years 1992, 2003, and 2011



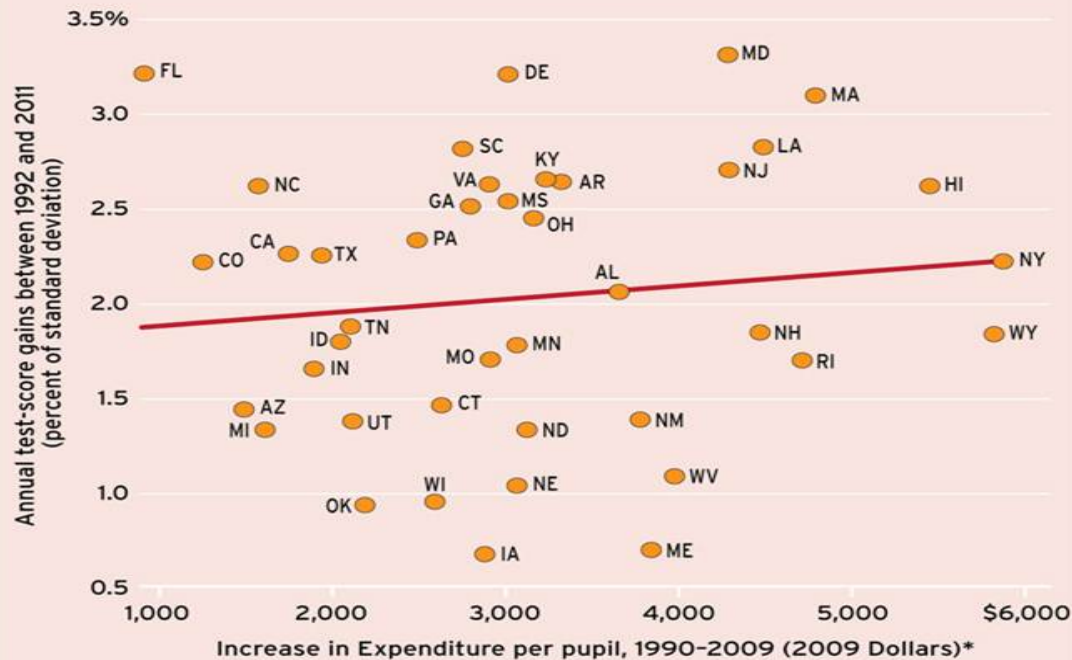
**No other mega-state made more gains than Florida.**



# Money is Not the Answer

**Money Is Not the Answer** (Figure 4)

*Spending more does not necessarily lift test scores.*



# Florida Turn Around

- Graduation Rates – At an all time high, increase of 24 percentage points since reforms began.
- Dropout Rates – continue to decrease.
- Leading on NAEP:
  - Florida students **outperform** the national average in **every subgroup** for fourth-grade reading in 2013.
  - Florida is the **only** state to have **narrowed the achievement gap** in fourth and eighth-grade reading and math between white and **African American** students since 2003 .
  - Florida's fourth-grade **low-income** readers rank **FIRST** in the nation on the 2013 NAEP test.
  - Florida's Hispanic students **outscore or match** the statewide average of all students in **34 states and DC**.



A group of diverse students, including a woman and several young people, are gathered around a tablet computer. They are all looking at the screen with interest and focus. The background is slightly blurred, emphasizing the students and the device.

# Florida Formula for Student Achievement: *A Roadmap of Reform*

# FLORIDA FORMULA FOR STUDENT ACHIEVEMENT



## MEASUREMENT MATTERS

A-F School Grades  
K-3 Reading  
Effective Teachers



## FUNDING DRIVES BEHAVIOR

Rewards for Results  
Incentives for College & Career Readiness



## COMPETITION WORKS

School Choice  
Education Savings Accounts  
Vouchers, Tax Credit Scholarships  
Blended/Virtual Learning



# Funding Drives Behavior

# Incentivize Rigor

Since 1984, Florida provided school district bonus for AP passage: \$645. This bonus more than pays for cost of offering AP and free AP tests.

In 1999, realized few students in F schools taking PSAT.

In 2000:

- Free PSAT or PLAN tests for all 10<sup>th</sup> Graders
- Professional Development for teachers to teach AP
- Teacher Bonuses:
  - \$50 for every passing student score, up to \$3,000
  - \$500 for first passing score in D or F school, up to \$3,000



# Who Benefits?

**Parents and students** benefit through increased opportunities to earn college credit in high school, save money on college expenses, and be more prepared for college coursework.

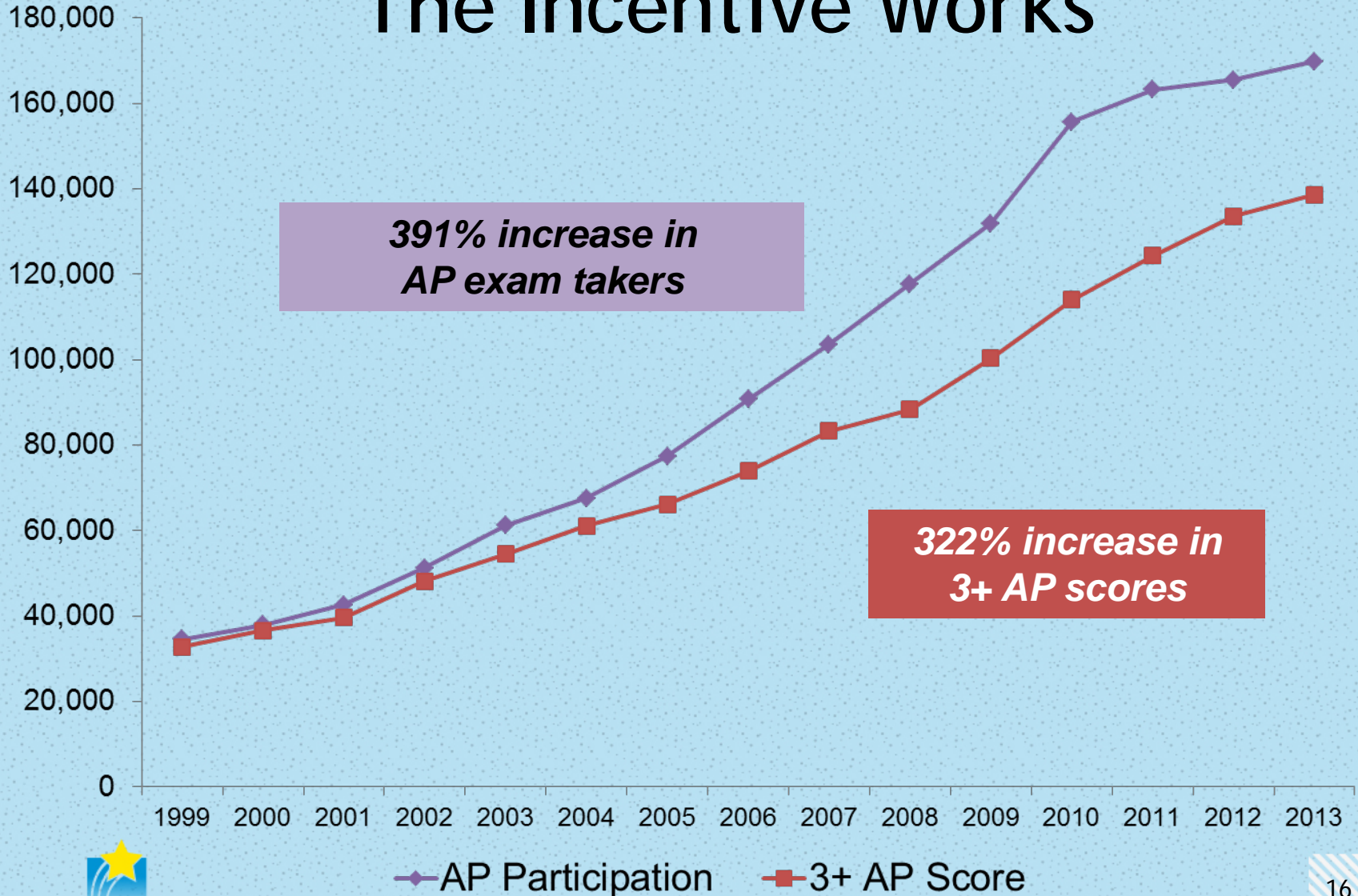
**Low-income, rural and minority students** benefit through the identification of AP-capable students who may not otherwise know they are capable and the resources for those students needing a little extra help to prepare them for AP coursework.

**Teachers and schools** benefit from bonus funding for each successful AP student, especially those students in low-performing schools.

**The state** benefits by reducing postsecondary expenses by having students graduate more on time, reducing potential remediation costs, and by gaining more college-ready students.



# The Incentive Works



—◆— AP Participation    —■— 3+ AP Score



# Industry Certifications

As important as it is to have students graduating having earned college credit through AP is having students graduate with meaningful industry certifications such as:

- IT/network/database management/programmer
- ASE mechanic
- Welder
- Private pilot/aviation mechanic
- AutoCAD design and drafting



# Incentivize Industry Certifications

In 2007, Florida began providing a school district bonus for each student who earned an industry certification.

- District Bonuses:
  - .2 to 1.0 FTE (\$806-\$4,031) for any student who earns an industry certification that articulates into college credit, with the amount of bonus funding contingent upon the amount of college credit earned.
  - .1 FTE(\$403) for any student who earns an industry certification that does not articulate into college credit.
  
- Teacher Bonuses:
  - \$50 for each student who earns an industry certification that articulates into college credit.
  - \$25 for each student who earns an industry certification that does not articulate into college credit.



# Who Benefits?

**Students** benefit through earning a meaningful work credential that enables the student to begin a good-paying, in-demand job right out of high school.

**Parents and students** benefit through increased opportunities to earn college credit in high school, save money on college expenses, and be prepared for college coursework.

**Teachers and schools** benefit from bonus funding for each student who earns an industry certification.

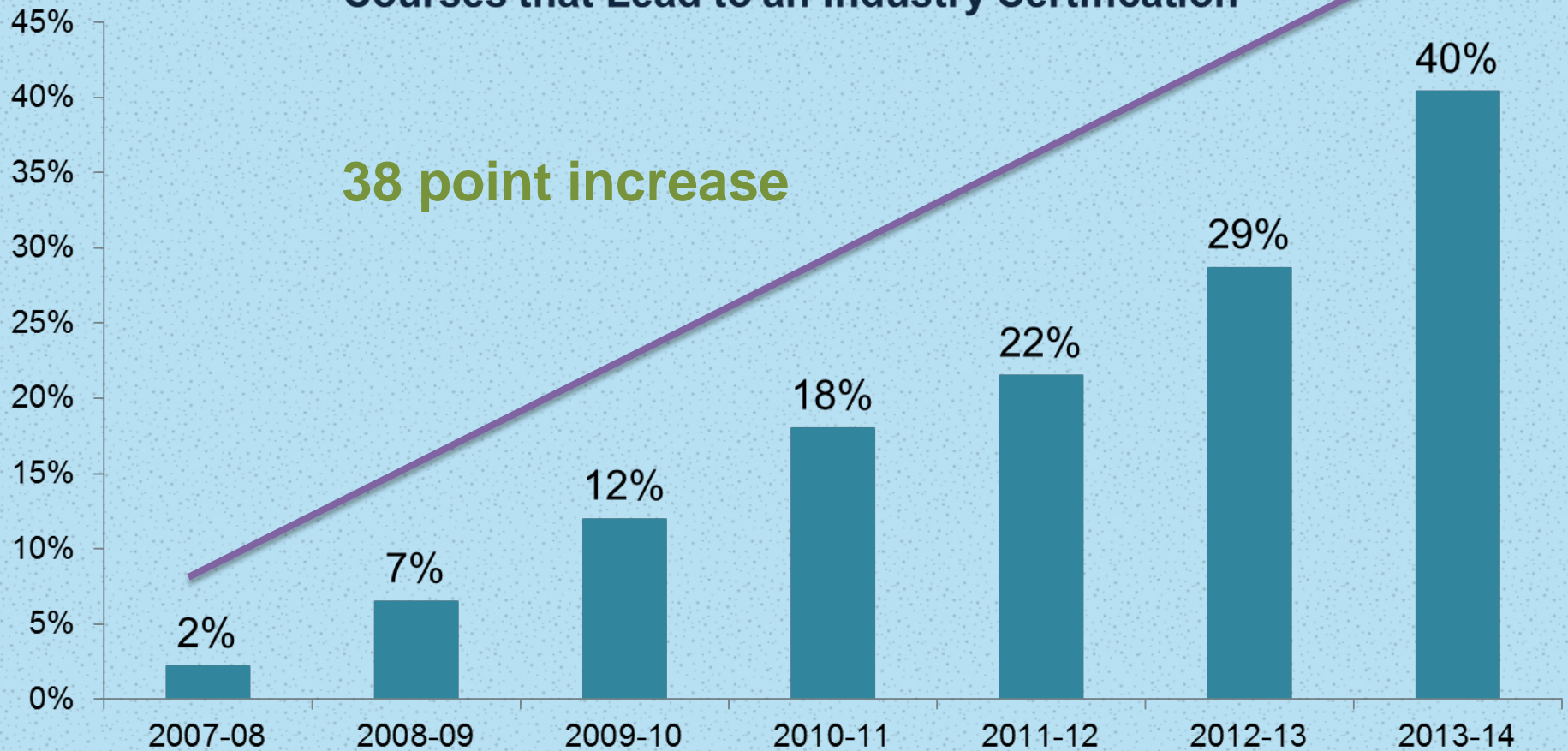
**Employers** benefit through verification that a student can do the job for which employers are having trouble filling.

**The state** benefits through the potential for realizing economic growth from a skilled workforce, which can attract, expand, and sustain high-value industries in the state.

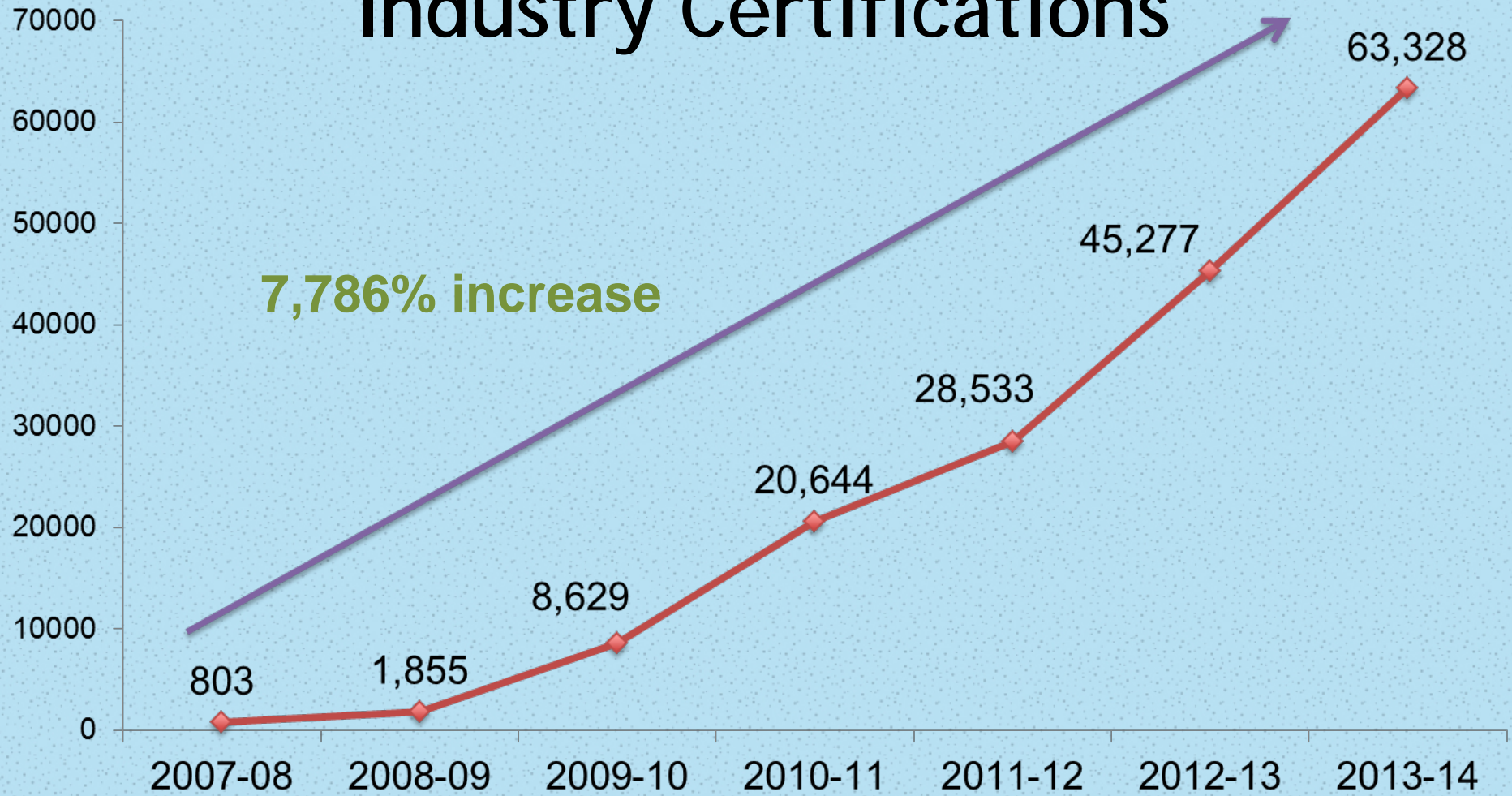


# The Incentive Works

Percentage of Florida High School Students Enrolled in Courses that Lead to an Industry Certification

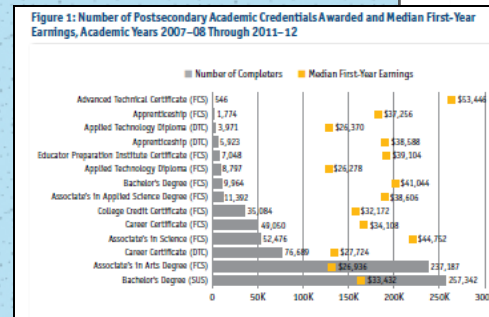
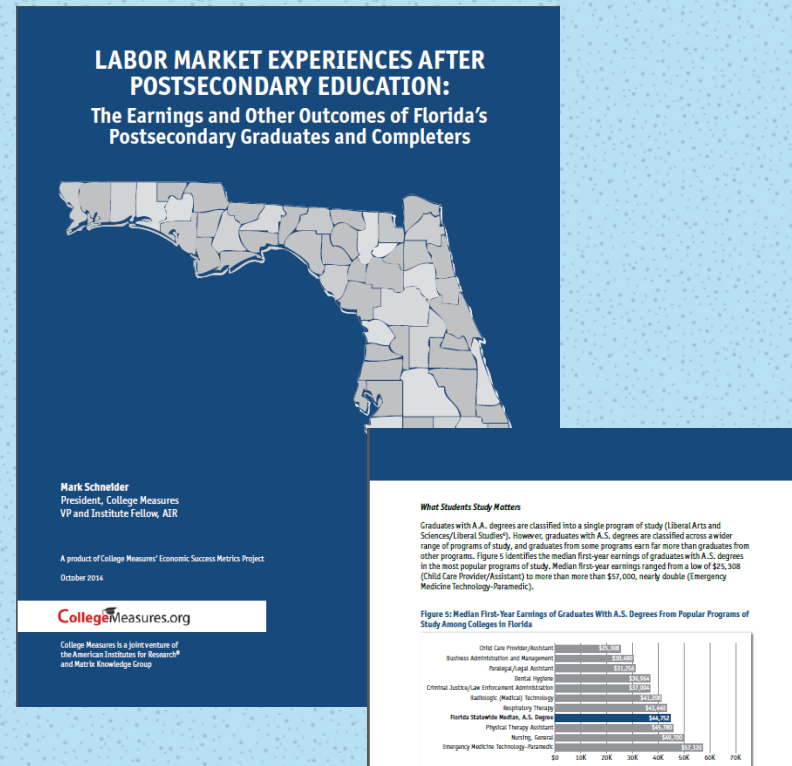


# Number of Florida Students Earning Industry Certifications



# Economic Security Report

- ★ Provide students with access to information on institutions, degrees, employment, and wage.
- ★ Provide it in middle school years so that parents and students are making informed choices and plans.
- ★ Provide a 2-page summary to each 8<sup>th</sup> grader with a list of top 15 degree programs and certificate programs by future wages.
- ★ Provide a link to the larger, more detailed report, which provides wage and employment information by institution and degree.



year earnings and rates of employment differ among graduates with A.S. degrees from different institutions. About two-thirds of graduates with A.S. degrees in Business Administration and Management were found to be employed 1 year after graduation. Similarly, graduates with degrees in Child Care Provider/Assistant or Computer Systems Telecommunications were found to be employed. In contrast, more than 80% of 1st care-related professions, such as Respiratory Therapy or Emergency Medicine Technology, were found to be employed. These types of data are potentially powerful and are interesting in the prospects of the earnings of graduates with A.S. degrees from specific colleges.

and information about all other fields of study used in this report are defined by the Education's Classification of Instructional Programs (CIP) Code.

Earnings and Other Outcomes of Florida's Postsecondary Graduates and Completers 10



# Competition Works

# Education Savings Accounts

An education program utilizing an account controlled by parents with multiple educational uses, including saving for future higher education expenses.

ESAs create a system of education that is truly customized for each child. Under a robust system of accountability (monitoring and auditing), parents can direct funds in an ESA to any combination of educational uses, including:

- Private school tuition
- Tutoring
- Therapy for students with disabilities
- Instructional materials/curriculum
- Online programs/courses
- A-la-carte public school courses
- Exam fees
- Savings for future college costs





# Florida ESAs: Personal Learning Scholarship Accounts

**Eligibility:** Public, private and home education students with disabilities, including: Down's syndrome, autism, cerebral palsy, and select other disabilities.

## **Choices:**

- Parents can use these funds to not only pay for private school tuition, but also to cover therapies, such as speech, physical, occupational and behavioral therapy; and prepaid college savings. Parents who choose to home educate their child can use the funds for curriculum as well.

## **Funding:**

- The program is capped at \$18.4 million for the first year.
- Participating students will receive a scholarship amount worth 90% of what they would have received in the public school system.



# Economics 101: Efficient Use of Money

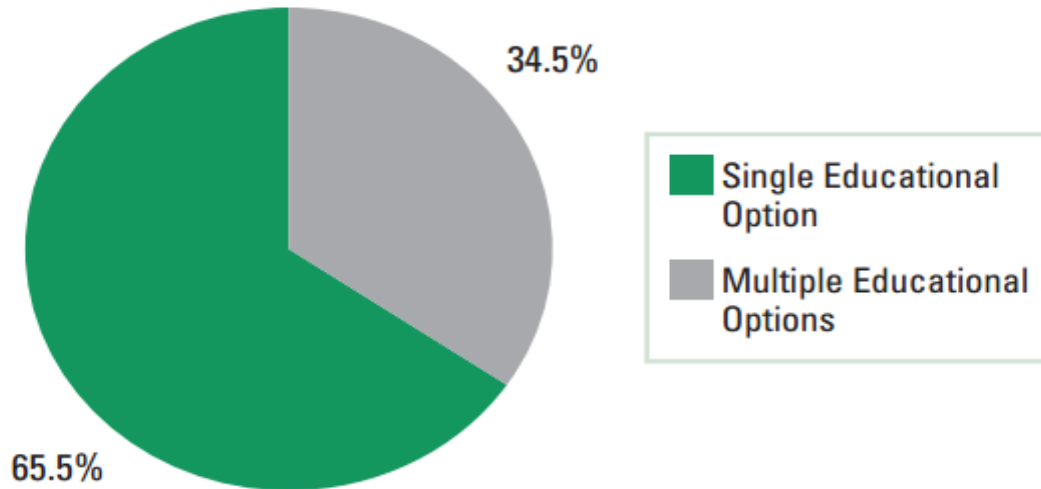
		On Whom Money is Spent	
		Yourself	Someone Else
Whose Money is Spent	Yours	Economize & seek highest value	Economize, but don't seek highest value
	Someone Else's	Don't economize, but seek highest value	Don't economize and don't seek highest value



# Parents Are Customizing

**FIGURE 4**

Percentage of Empowerment Scholarship Account Funds Used for Single vs. Multiple Educational Options, September 2011 to March 2013



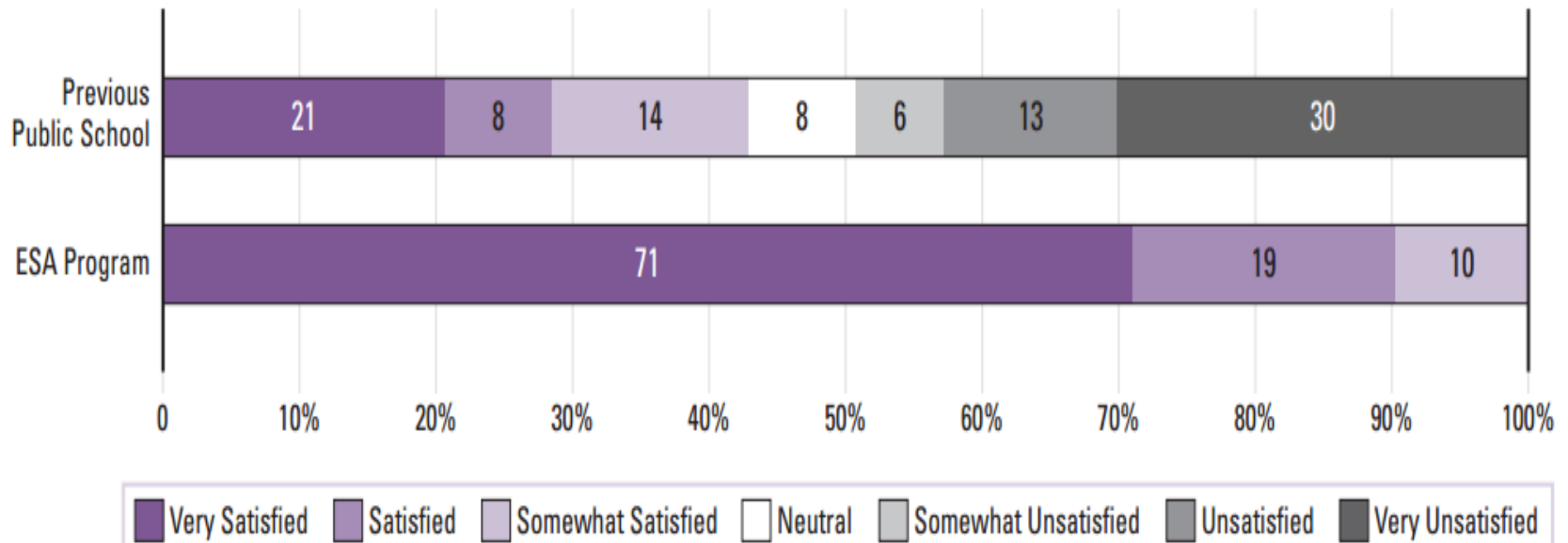
Source: Arizona Department of Education



# Parent Satisfaction

**FIGURE 11**

How Satisfied are You with the School or Program Your Child Used in the Year Before Enrolling in the ESA Program / How Satisfied are You with the ESA Program Overall?



# Course Access

Course Access is a state-level program that provides students with expanded course offerings across learning environments from diverse, accountable providers.

## Key Policies

- Meaningful & rigorous **state review** of prospective providers and/or courses
- **Strong monitoring** systems
- **Flexible & sustainable funding** models
- **Alignment** with the state's broader education systems
- Deliberate & sustained **engagement with districts & schools**
- **Effective communication** with students & parents
- **Clearly defined student eligibility**



# How it Can Look: Louisiana

## 42 course providers in over 90 locations, including:

- **AP Courses:** For the first time, *all* Louisiana students will have access to AP;
- **Career And Technical Education (CTE) Courses:** Hands-on coursework, internships and apprenticeships in a wide array of high-demand job sectors;
- **Core Academic Courses:** Foreign language courses for elementary and middle school students and gifted-student programs for elementary school students;
- **Test Preparation Courses:** Courses that specialize in helping students excel in ACT and core academic “End of Course” (EOC) exams; and
- **College Credit Opportunities:** Students will have access to courses at technical and community colleges across Louisiana and every four-year Louisiana public university



# How it Can Look: Louisiana

## Quality Control

- Course Provider Selection: Course providers had to pass an intensive four step selection process;
- Student Reporting: Twice every month, course providers upload student progress scores which will be monitored and reviewed by the Department;
- Instant Notification: Course providers can provide school counselors and the Department instant notification through the registration system if a student is not pursuing his / her coursework;
- Tuition Payment: Course providers are not paid 50% of their tuition unless students successfully complete their courses on time;
- Annual Reviews: The Department conducts an annual review of each course provider to determine if they have successfully implemented their courses and achieved their targeted student learning objectives. Course providers that do not pass this review will be suspended or eliminated from the Course Choice Program.



*Thank You*

